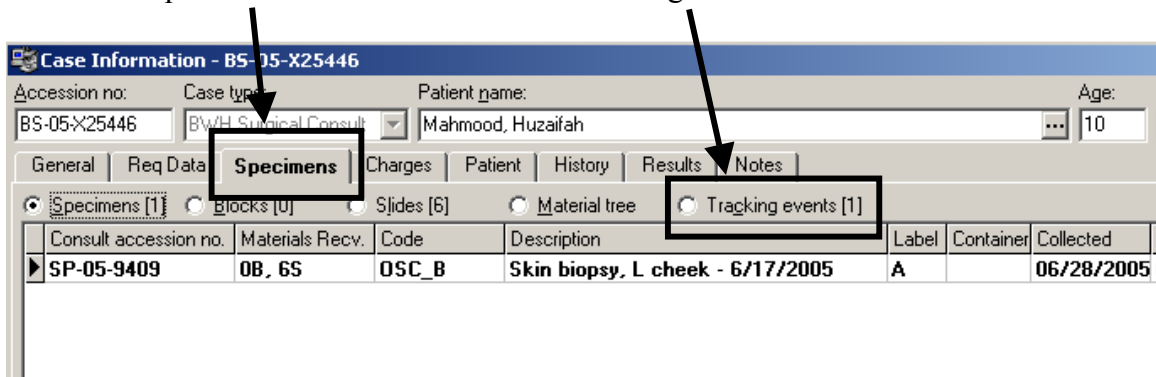
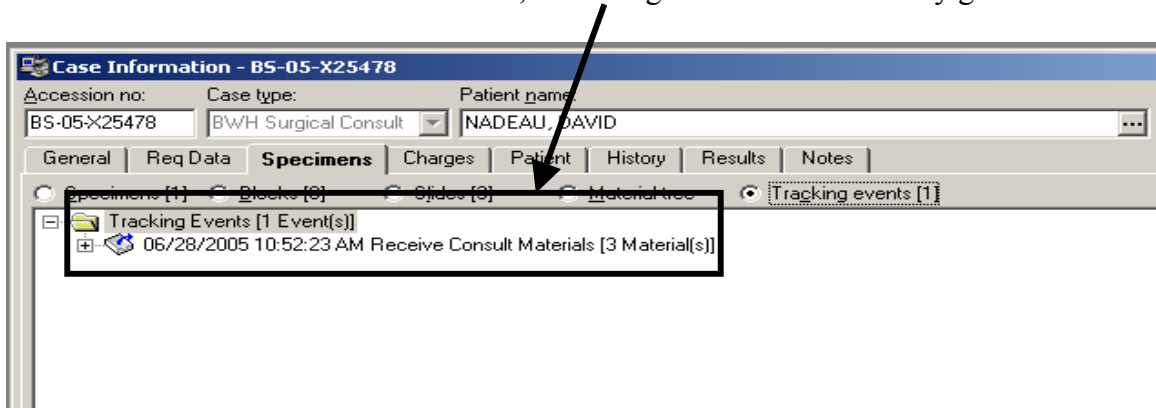


## How to record receiving and return of consult material in Powerpath:

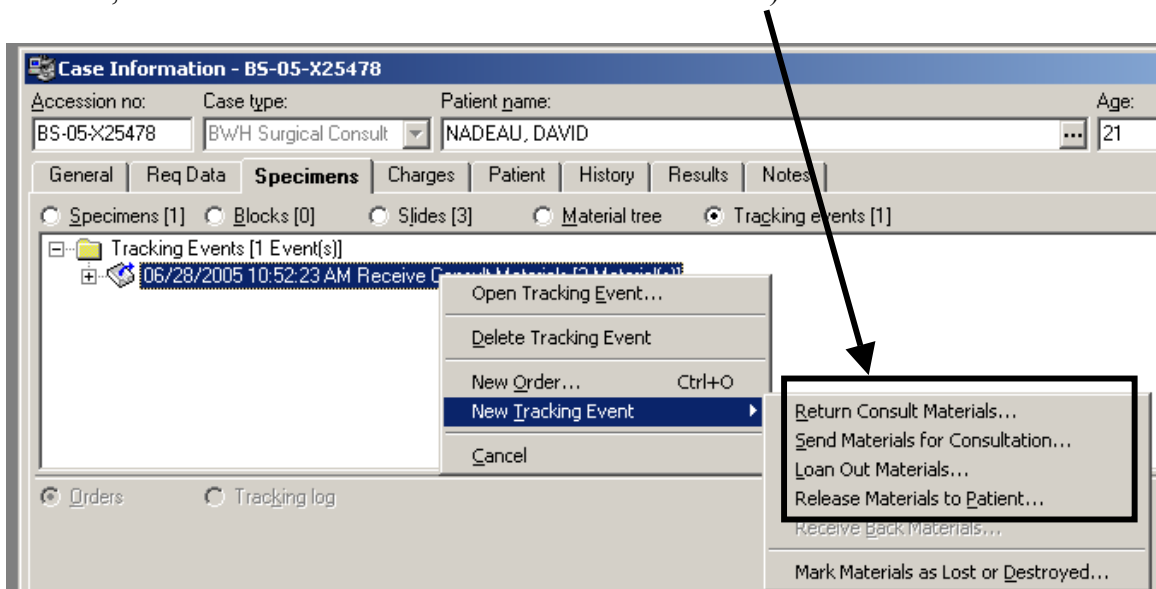
Go to the “Specimen tab” and click on the “Tracking events” button.



Each time when a consult is accessioned, if you specify the number of slides and blocks received in the “material received” field, a tracking event is automatically generated



Right click on the event, you can either open the event or add a new event (return material, loan our material or send material for consultation)



Open the tracking event will give you options to specify when and how you return the consult slides, notes about who you have spoken with, or any other situation about the slides. The history tab will track who is entering the information.

Receive Consult Materials for case BS-05-X25478

File Edit View

Event Type: Receive Consult Materials Case: BS-05-X25478 Patient: NADEAU, DAVID

Received From Materials **Return To** Notes History

Return information

Manually entered address

Code: JR8\_BWH Name: RICHIE M.D., JEROME P (Brigham and Women's Hospital) Contact: UROLOGY

Street1: 75 Francis St Street2: ASB II-3

City: Boston State: MA Postal code: 02115 Country:

Phone no. 1: 617-732-6227 Phone no. 2: 617-732-6598 Page no.:

Shipping method: Shipping number: Return by date:

Completion of information in the tracking event for consult case will help everyone to know whether consult slides have been returned, to whom they were returned to and how. This information will be available to everyone in the department. Please do your best to fill in the information.